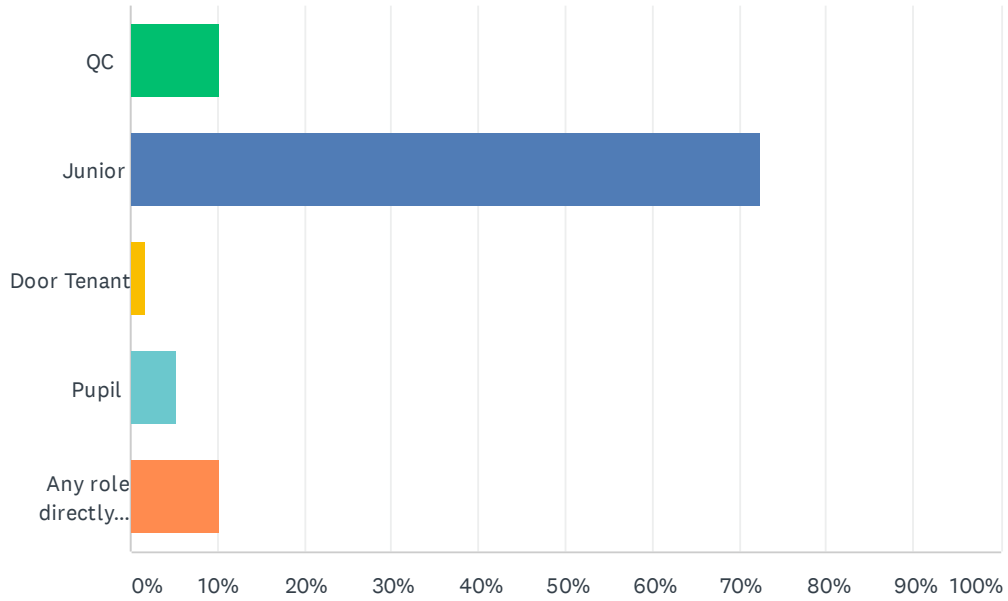


Q1 Primary Role

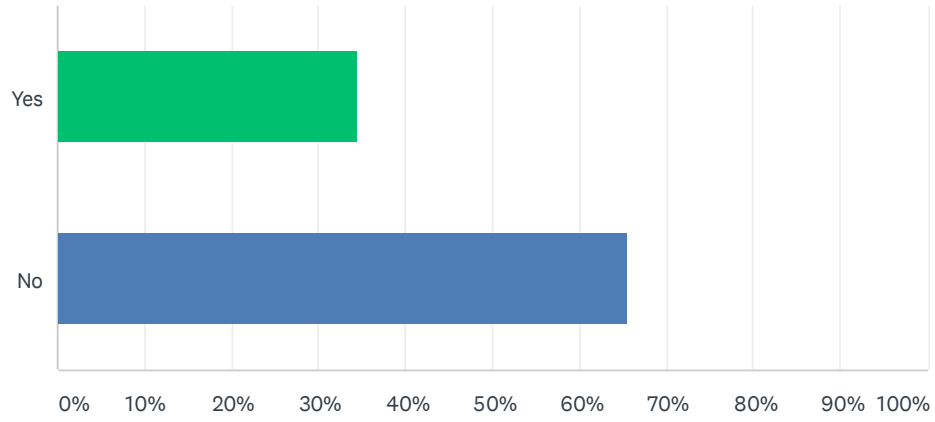
Answered: 58 Skipped: 0



ANSWER CHOICES	RESPONSES	
QC	10.34%	6
Junior	72.41%	42
Door Tenant	1.72%	1
Pupil	5.17%	3
Any role directly supporting a fee earner (e.g. a barristers' clerk, administrator, manager)	10.34%	6
TOTAL		58

Q2 Are you a pupil supervisor?

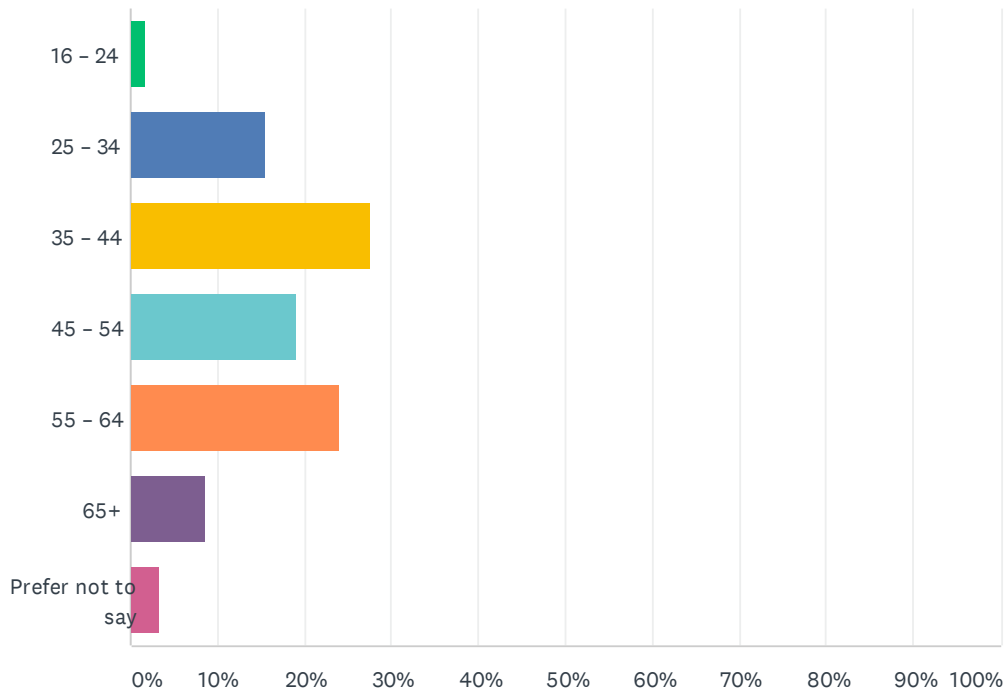
Answered: 58 Skipped: 0



ANSWER CHOICES	RESPONSES	
Yes	34.48%	20
No	65.52%	38
TOTAL		58

Q3 From the list of age bands below, please indicate the category that includes your current age in years:

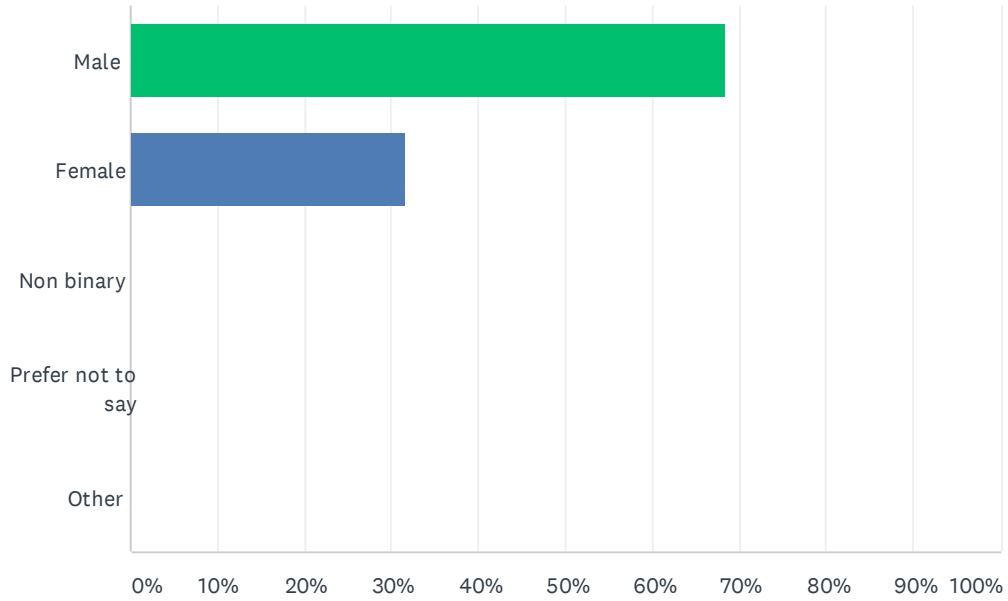
Answered: 58 Skipped: 0



ANSWER CHOICES	RESPONSES
16 – 24	1.72% 1
25 – 34	15.52% 9
35 – 44	27.59% 16
45 – 54	18.97% 11
55 – 64	24.14% 14
65+	8.62% 5
Prefer not to say	3.45% 2
TOTAL	58

Q4 What is your Gender?

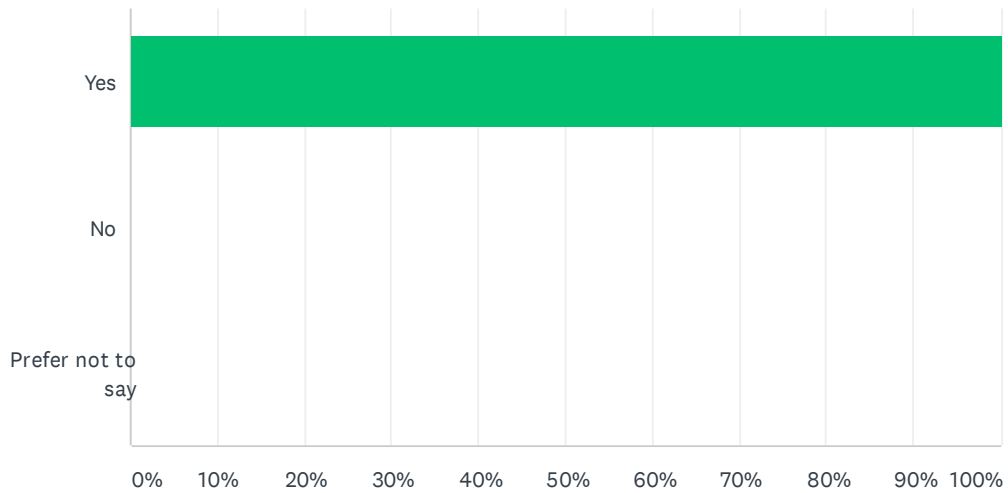
Answered: 57 Skipped: 1



ANSWER CHOICES	RESPONSES	
Male	68.42%	39
Female	31.58%	18
Non binary	0.00%	0
Prefer not to say	0.00%	0
Other	0.00%	0
TOTAL		57

Q5 Is your gender identity the same as that which you were assigned at birth?

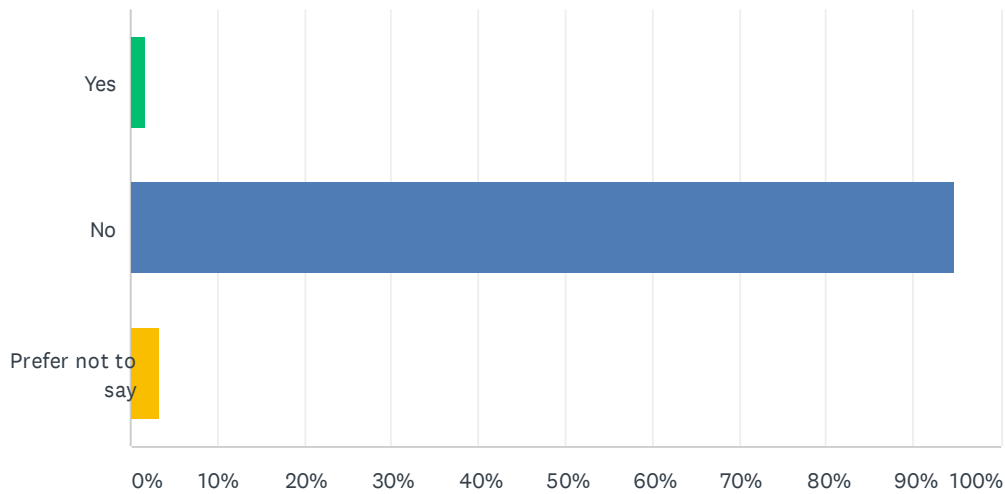
Answered: 58 Skipped: 0



ANSWER CHOICES	RESPONSES	
Yes	100.00%	58
No	0.00%	0
Prefer not to say	0.00%	0
TOTAL		58

Q6 The Equality Act 2010 generally defines a disabled person as someone who has a mental or physical impairment that has a substantial and long-term adverse effect on the person’s ability to carry out normal day-to-day activities. Do you consider yourself to have a disability according to the definition in the Equality Act?

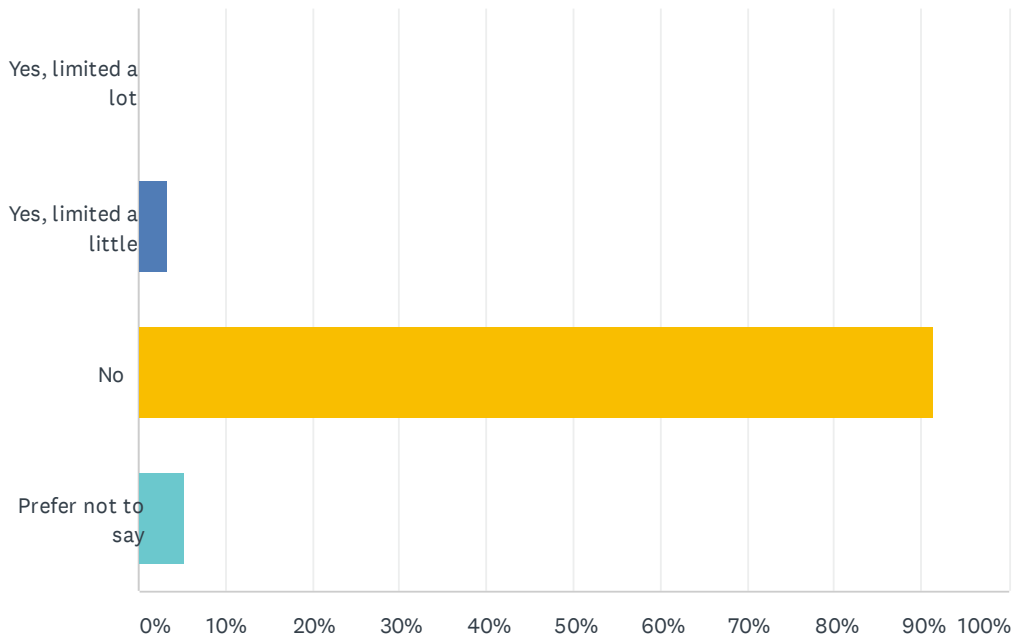
Answered: 58 Skipped: 0



ANSWER CHOICES	RESPONSES	
Yes	1.72%	1
No	94.83%	55
Prefer not to say	3.45%	2
TOTAL		58

Q7 Are your day-to-day activities limited because of a health problem or disability which has lasted, or is expected to last, at least 12 months?

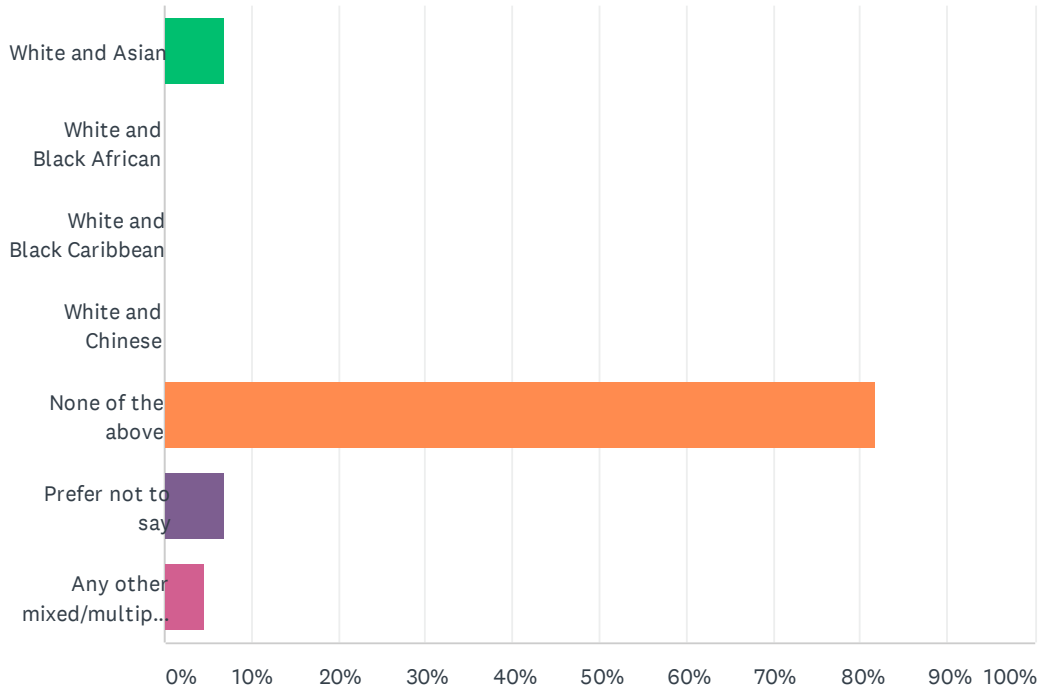
Answered: 58 Skipped: 0



ANSWER CHOICES	RESPONSES
Yes, limited a lot	0.00% 0
Yes, limited a little	3.45% 2
No	91.38% 53
Prefer not to say	5.17% 3
TOTAL	58

Q8 Ethnic Group Mixed/Multiple Ethnic Group

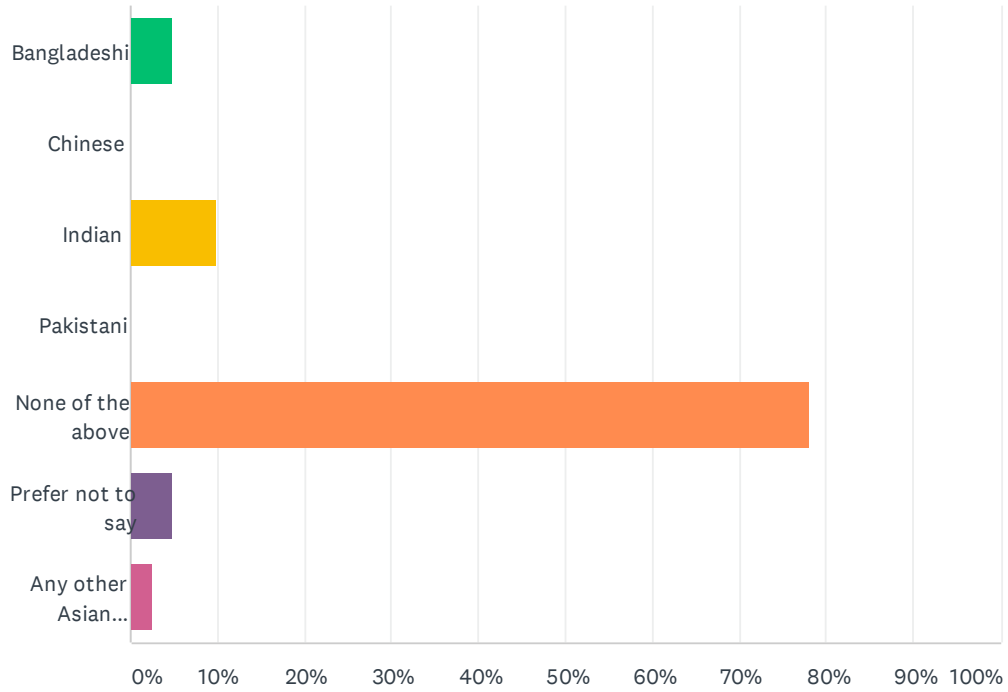
Answered: 44 Skipped: 14



ANSWER CHOICES	RESPONSES
White and Asian	6.82% 3
White and Black African	0.00% 0
White and Black Caribbean	0.00% 0
White and Chinese	0.00% 0
None of the above	81.82% 36
Prefer not to say	6.82% 3
Any other mixed/multiple ethnic (please specify)	4.55% 2
TOTAL	44

Q9 Ethnic Group: Asian/Asian British

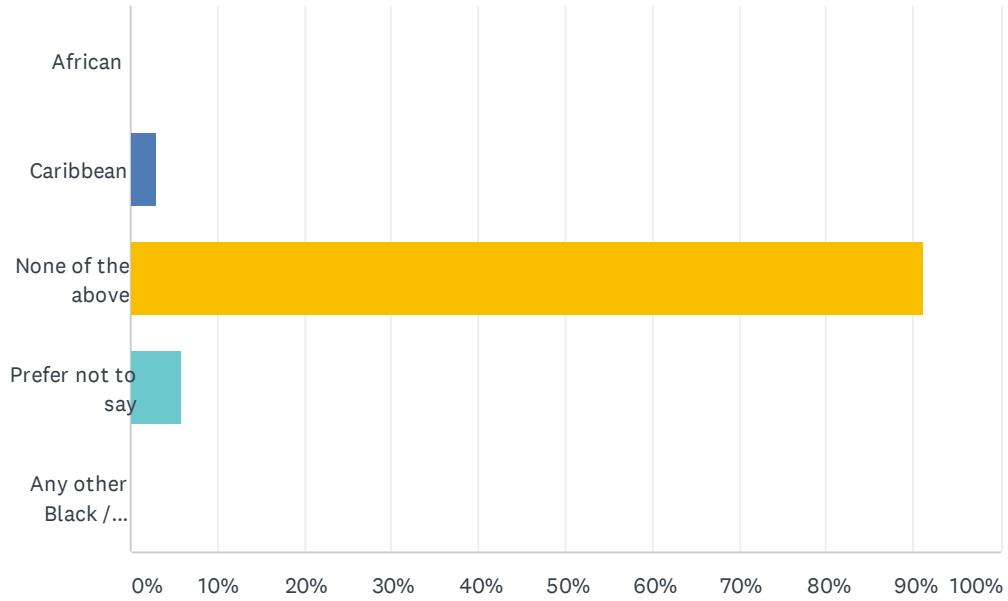
Answered: 41 Skipped: 17



ANSWER CHOICES	RESPONSES	
Bangladeshi	4.88%	2
Chinese	0.00%	0
Indian	9.76%	4
Pakistani	0.00%	0
None of the above	78.05%	32
Prefer not to say	4.88%	2
Any other Asian background (please specify)	2.44%	1
TOTAL		41

Q10 Ethnic Group:Black / African / Caribbean / Black British

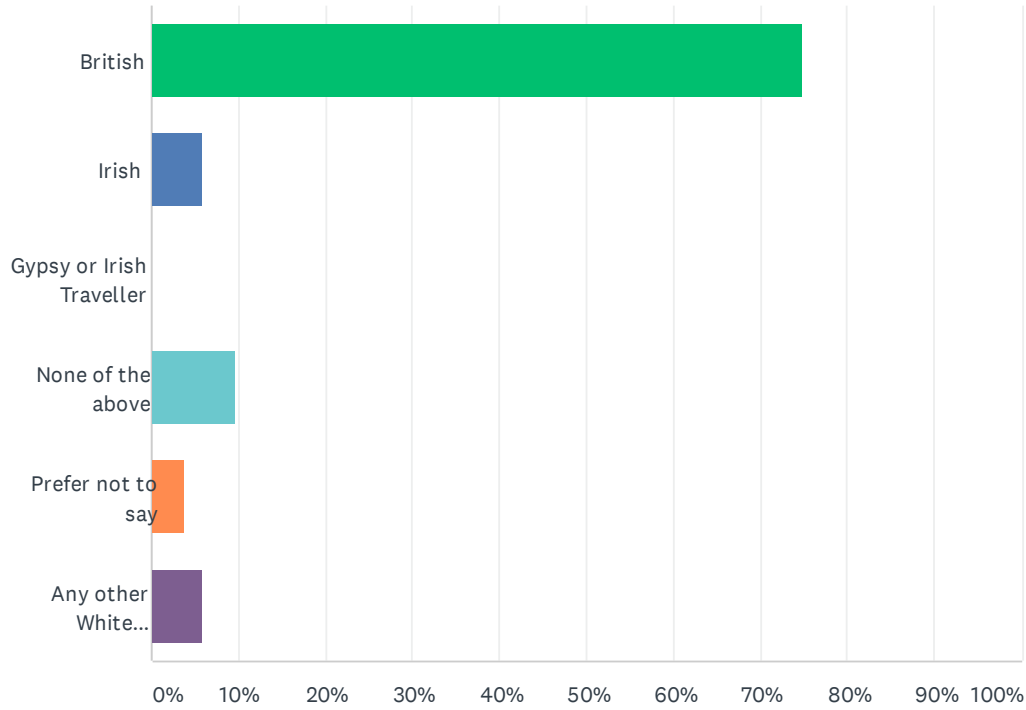
Answered: 34 Skipped: 24



ANSWER CHOICES	RESPONSES	
African	0.00%	0
Caribbean	2.94%	1
None of the above	91.18%	31
Prefer not to say	5.88%	2
Any other Black / Caribbean / Black British (please specify)	0.00%	0
TOTAL		34

Q11 Ethnic Group:White

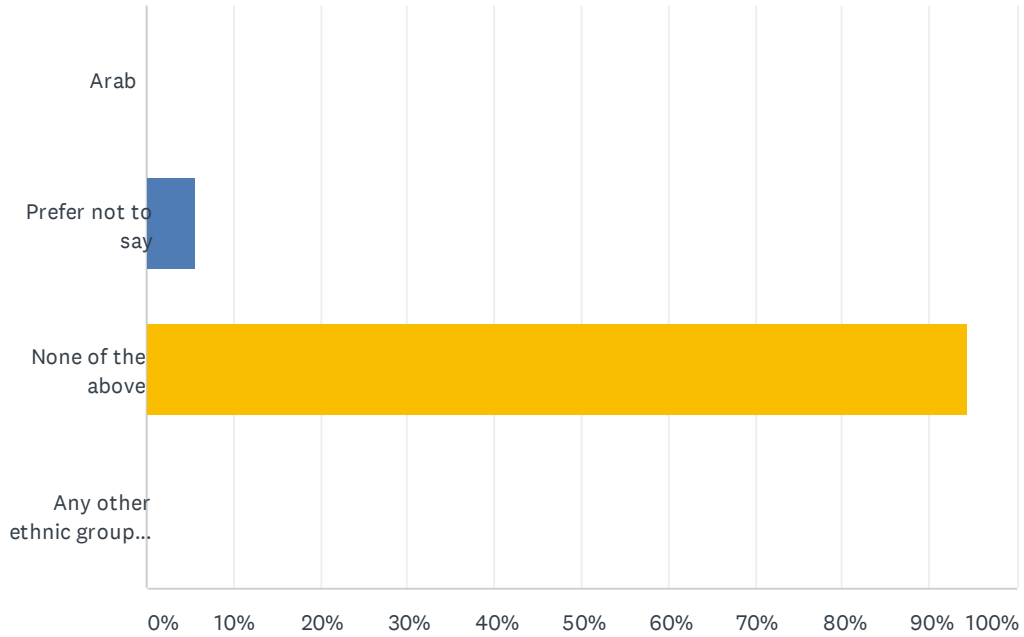
Answered: 52 Skipped: 6



ANSWER CHOICES	RESPONSES	
British	75.00%	39
Irish	5.77%	3
Gypsy or Irish Traveller	0.00%	0
None of the above	9.62%	5
Prefer not to say	3.85%	2
Any other White background (please specify)	5.77%	3
TOTAL		52

Q12 Ethnic Group:Other ethnic group

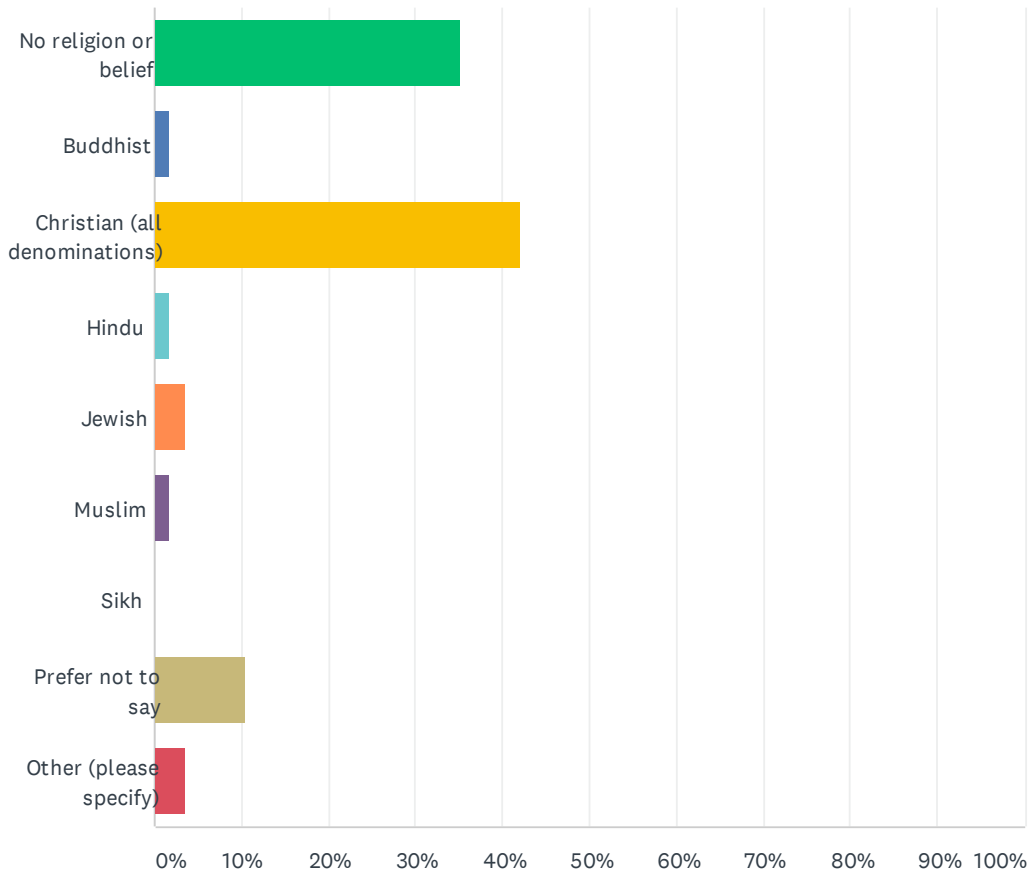
Answered: 35 Skipped: 23



ANSWER CHOICES	RESPONSES	
Arab	0.00%	0
Prefer not to say	5.71%	2
None of the above	94.29%	33
Any other ethnic group (please specify)	0.00%	0
TOTAL		35

Q13 Religion or belief What is your religion or belief?

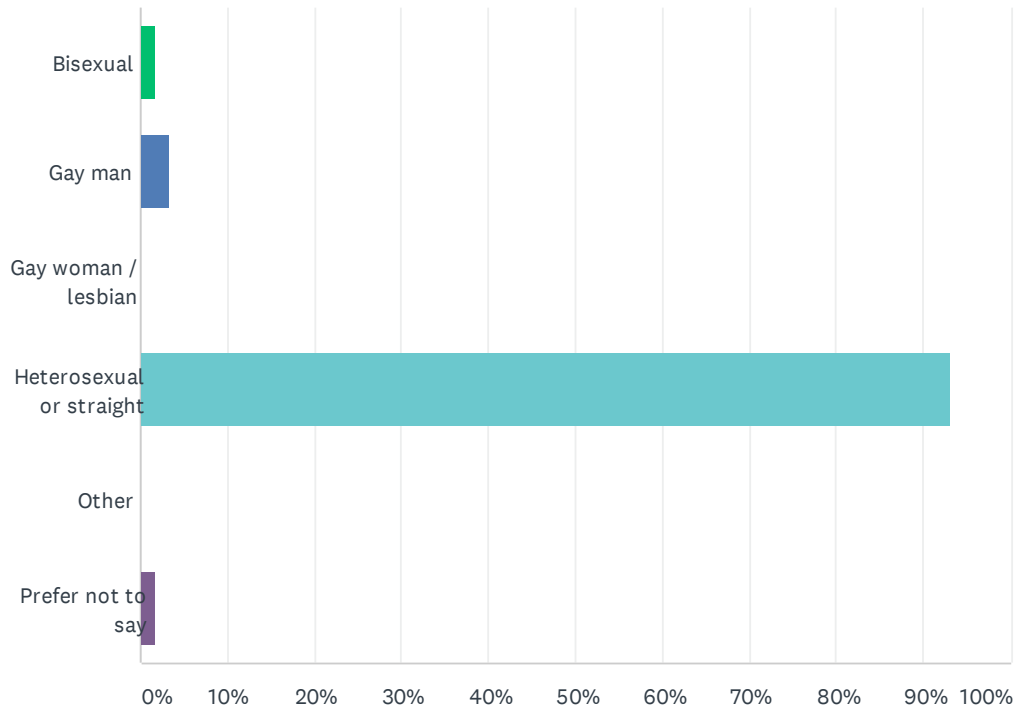
Answered: 57 Skipped: 1



ANSWER CHOICES	RESPONSES	
No religion or belief	35.09%	20
Buddhist	1.75%	1
Christian (all denominations)	42.11%	24
Hindu	1.75%	1
Jewish	3.51%	2
Muslim	1.75%	1
Sikh	0.00%	0
Prefer not to say	10.53%	6
Other (please specify)	3.51%	2
TOTAL		57

Q14 Sexual orientation What is your sexual orientation?

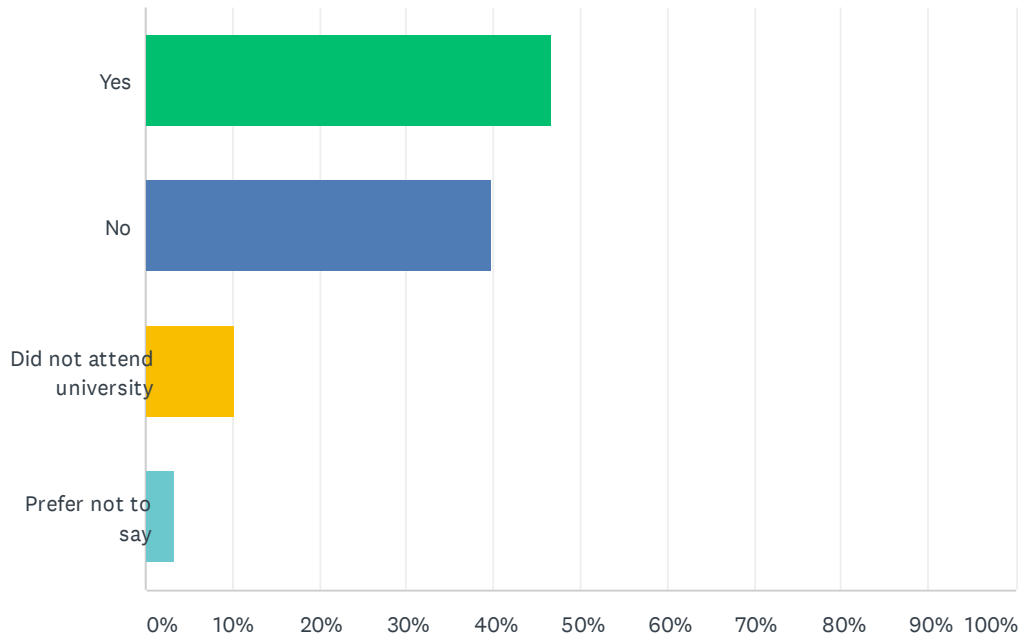
Answered: 58 Skipped: 0



ANSWER CHOICES	RESPONSES	
Bisexual	1.72%	1
Gay man	3.45%	2
Gay woman / lesbian	0.00%	0
Heterosexual or straight	93.10%	54
Other	0.00%	0
Prefer not to say	1.72%	1
TOTAL		58

Q15 Socio-economic background If you went to University (to study a BA, BSc course or higher), were you part of the first generation of your family to do so?

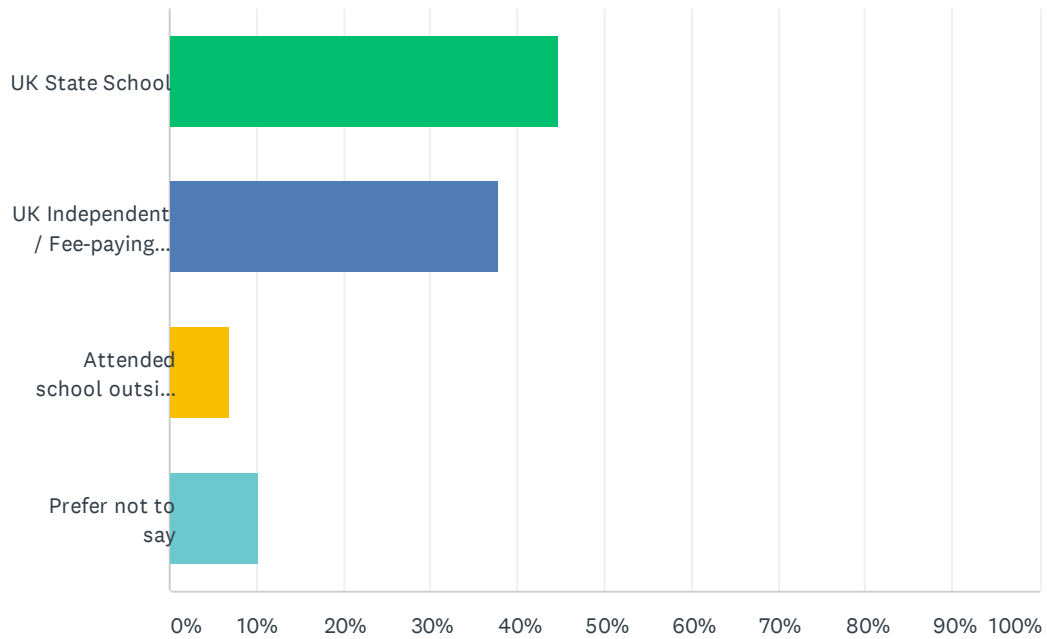
Answered: 58 Skipped: 0



ANSWER CHOICES	RESPONSES	
Yes	46.55%	27
No	39.66%	23
Did not attend university	10.34%	6
Prefer not to say	3.45%	2
TOTAL		58

Q16 Did you mainly attend a state or fee paying school between the ages 11 – 18?

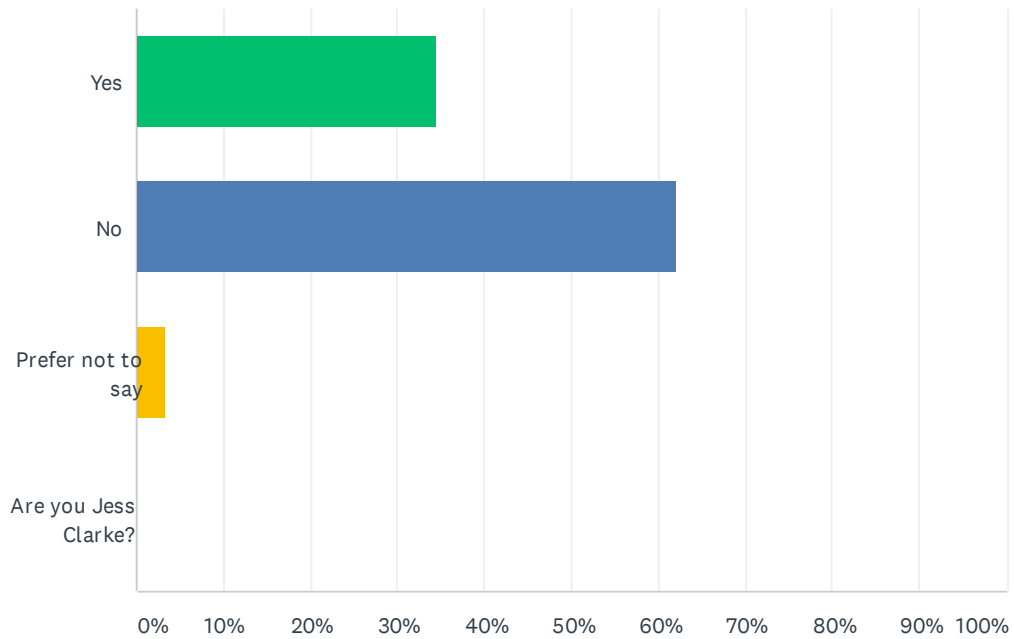
Answered: 58 Skipped: 0



ANSWER CHOICES	RESPONSES	
UK State School	44.83%	26
UK Independent / Fee-paying School	37.93%	22
Attended school outside the UK	6.90%	4
Prefer not to say	10.34%	6
TOTAL		58

Q17 Caring responsibilities Are you a primary carer for a child or children under 18?

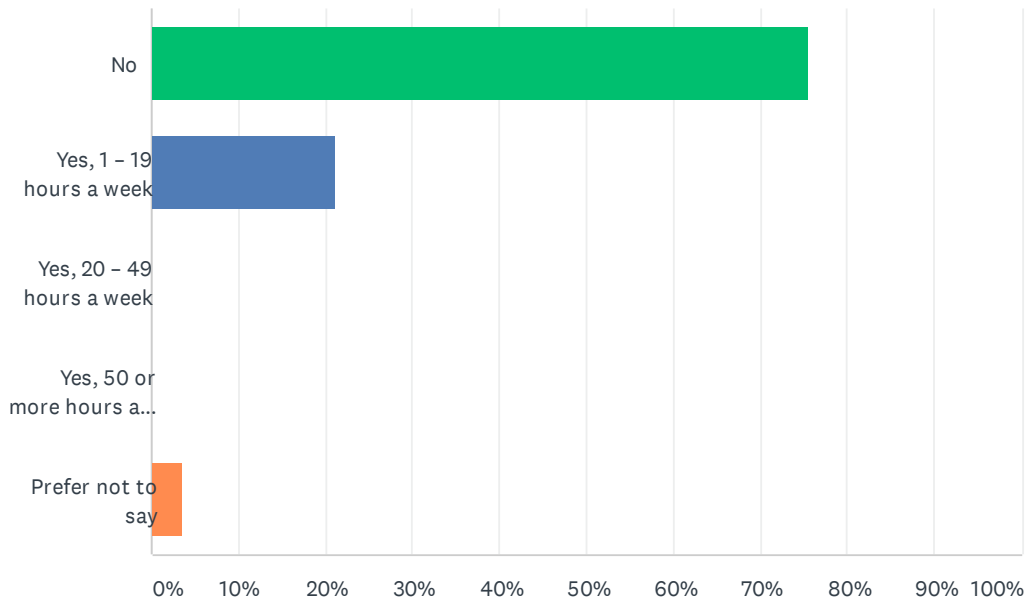
Answered: 58 Skipped: 0



ANSWER CHOICES	RESPONSES	
Yes	34.48%	20
No	62.07%	36
Prefer not to say	3.45%	2
TOTAL		58

Q18 Caring responsibilities Do you look after, or give any help or support to family members, friends, neighbours or others because of either: Long-term physical or mental ill-health / disability Problems related to old age
(Do not count anything you do as part of your paid employment)

Answered: 57 Skipped: 1



ANSWER CHOICES	RESPONSES	
No	75.44%	43
Yes, 1 – 19 hours a week	21.05%	12
Yes, 20 – 49 hours a week	0.00%	0
Yes, 50 or more hours a week	0.00%	0
Prefer not to say	3.51%	2
TOTAL		57